

- Programmable LED Driver
- Output Wattage: 185W
- Universal Voltage (120V-277V)
- CC Programmable 1500-5000mA
- 0-10V Dimming
- Long Case
- Output voltage range of 30-56VDC
- IP65

General Specifications

Input Voltage	120-277VAC, 50/60 Hz
Input Current	1.8A
Input Power	210W
Power Factor	>0.9
THD	<20%
Efficiency	92% Typical@277V Full Load
Driver Type	Constant Current & Constant Power
Output Current	1500-5000mA Programmable; See Label for Set Current; To Program Use 0-10V (Figure 1) or TPSB100 (Programmer); Record New Setting On 1" x 0.5" Label
Output Voltage Range	30-56VDC (1500-5000mA)
Output Power	185W
Number of Output Channels	1 Channel
Dimming Controller Type/Dimming Range	0-10VDC / 100%-10% (Figure 1)
RFI/EMI	FCC Part 15B Consumer
Potting Type / Degree of Fill	Potting As Per ASTM D36-86 / Fully Potted
Ambient Operating Temperature Range	-40°C to 50°C (-40°F to 122°F)
Max. Case Temperature	86°C (186.8°F)
Sound Rating	A
Input Surge Protection	Line-Neutral 4kV, Line & Neutral-Ground 6kV
Protections	Input Current Protection
	Output Short Circuit Protection
	Output Open Circuit Protection
	Output to Ground Short Protection
	Overload Protection
Service Life	Over Temperature Protection
	50,000 hours @Tc 78°C (172.4°F)
Approvals / Class	Type HL, Dry or Damp Locations
Warranty	5 years

Figure 1

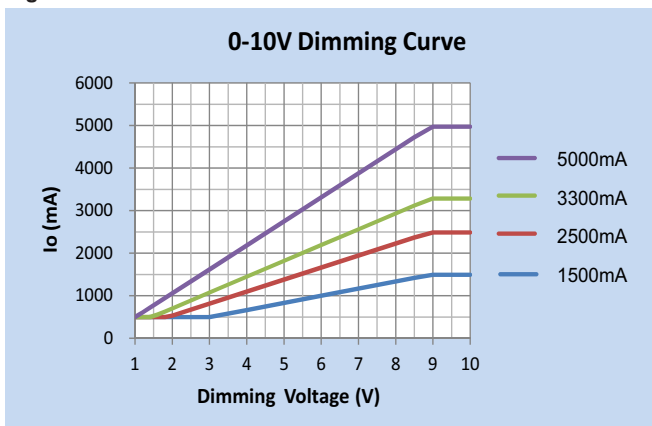
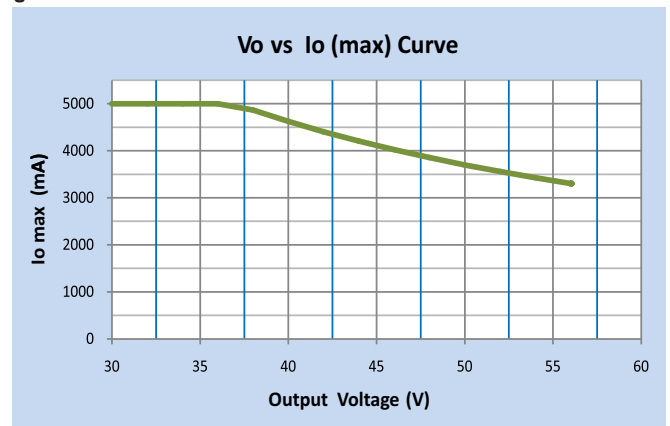


Figure 2



Fulham extends a limited warranty to the original purchaser or first user for a period of 5 years @ Tc 78°C from the date of manufacture when properly installed and operated under normal conditions of use. The usage of appropriate series connected Surge Protection Device (SPD) is required in high risk applications. For complete terms and conditions, please refer to the Warranty Center at www.fulham.com. Specifications subject to change without notice.

Figure 3

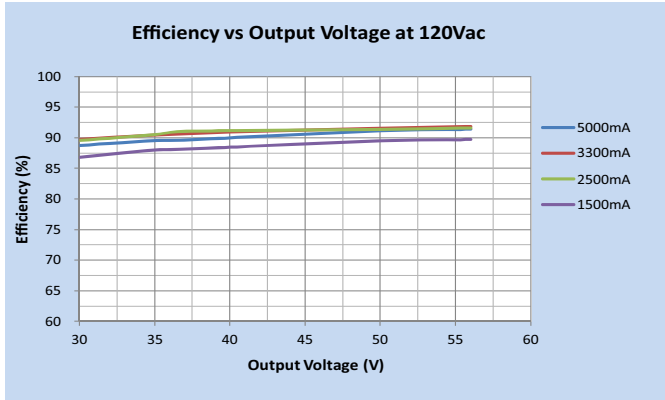


Figure 4

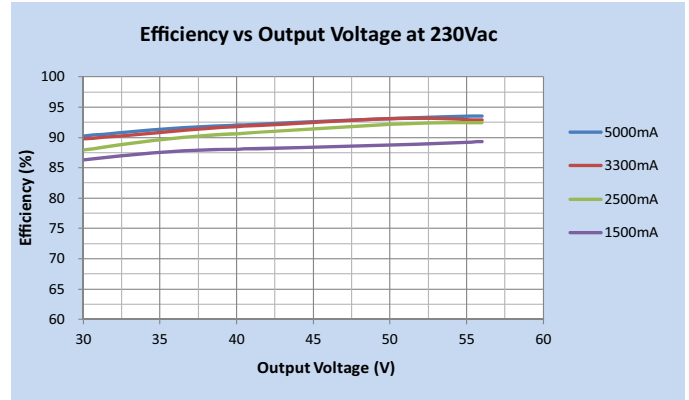


Figure 5

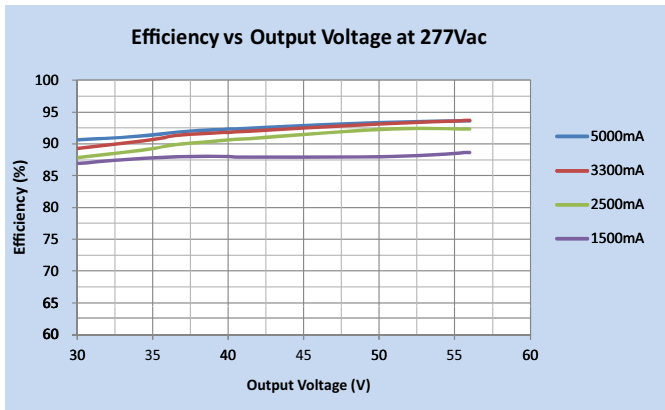


Figure 6

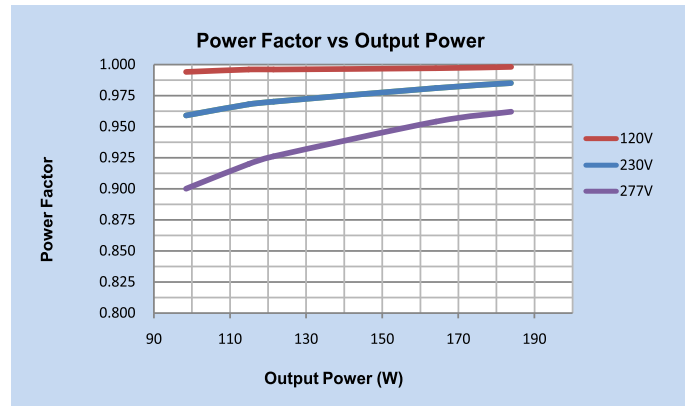


Figure 7

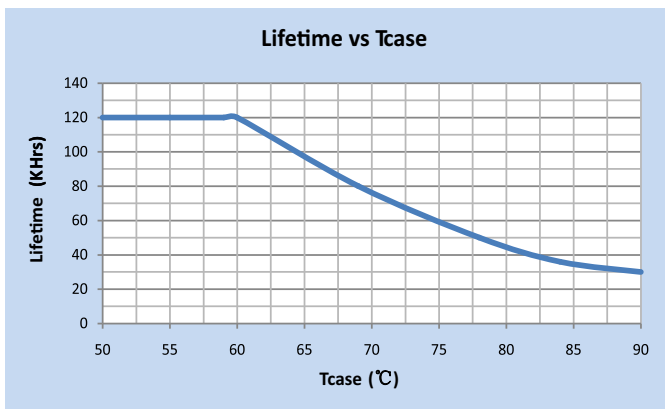
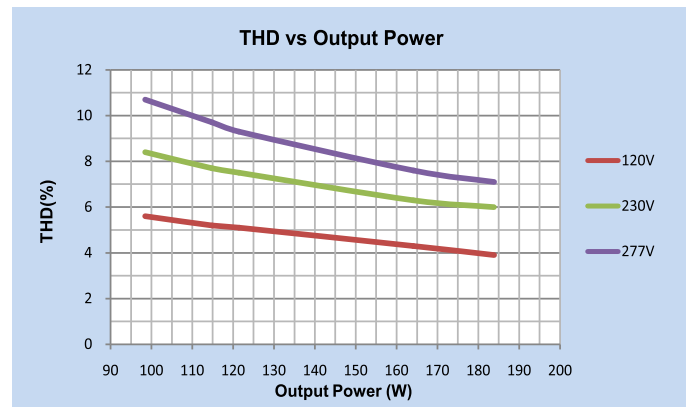
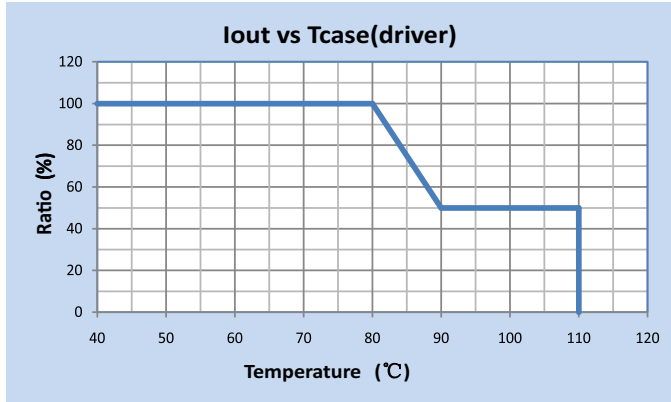


Figure 8



Fulham extends a limited warranty to the original purchaser or first user for a period of 5 years @ Tc 78°C from the date of manufacture when properly installed and operated under normal conditions of use. The usage of appropriate series connected Surge Protection Device (SPD) is required in high risk applications. For complete terms and conditions, please refer to the Warranty Center at www.fulham.com. Specifications subject to change without notice.

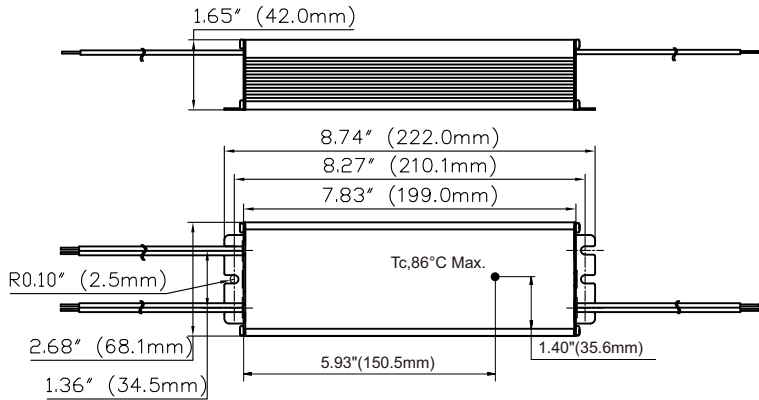
Figure 9



Mechanical Data

NOTE :

- 1.This Driver Must Be Installed By A Licensed Electrician
- 2.This Driver Must Be Grounded

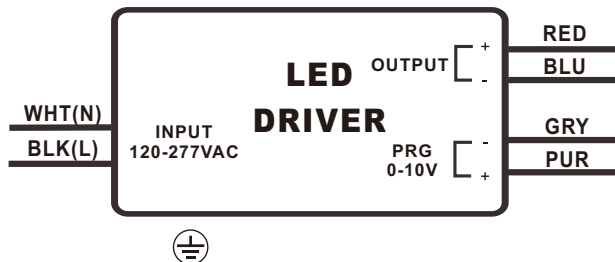


Tolerance=±0.02"

Wiring Diagrams

INPUT SIDE	LENGTH
WHITE	13.0" [330mm]
BLACK	13.0" [330mm]

OUTPUT SIDE	LENGTH
PURPLE	13.0" [330mm]
GREY	13.0" [330mm]
BLUE	13.0" [330mm]
RED	13.0" [330mm]



Fulham extends a limited warranty to the original purchaser or first user for a period of 5 years @ Tc 78°C from the date of manufacture when properly installed and operated under normal conditions of use. The usage of appropriate series connected Surge Protection Device (SPD) is required in high risk applications. For complete terms and conditions, please refer to the Warranty Center at www.fulham.com. Specifications subject to change without notice.

TPSB-100 Programming Controller

Please consult the user manual for instructions on using the TPSB-100 SmartSet programming controller

