

- Programmable LED Driver
- Output Wattage: 96W
- Universal Voltage (120V-277V)
- CC Programmable 700-2400mA
- 0-10V Dimming
- Long Case
- Output voltage range of 30-56VDC
- IP65

**General Specifications**

Input Voltage	120-277VAC, 50/60 Hz
Input Current	1A
Input Power	115W
Power Factor	>0.9
THD	<20%
Efficiency	88% Typical@277V Full Load
Driver Type	Constant Current
Output Current	700-2400mA Programmable; See Label for Set Current; To Program Use 0-10V (Figure 1) or TPSB100 (Programmer); Record New Setting On 1" x 0.5" Label
Output Voltage Range	30-56VDC (700-2400mA)
Output Power	96W Max.
Number of Output Channels	1 Channel
Dimming Controller Type/Dimming Range	0-10VDC / 100%-10% (Figure 1)
RFI/EMI	FCC Part 15B Consumer
Output Type	LED Class 2
Potting Type / Degree of Fill	Potting As Per ASTM D36-86 / Fully Potted
Ambient Operating Temperature Range	-40°C to 60°C (-40°F to 140°F)
Max. Case Temperature	85°C (185°F)
Sound Rating	A
Input Surge Protection	Line-Neutral 4kV, Line & Neutral-Ground 6kV
Protections	Input Current Protection
	Output Short Circuit Protection
	Output Open Circuit Protection
	Output to Ground Short Protection
	Overload Protection
	Over Temperature Protection
Service Life	50,000 hours @Tc 80°C (176°F)
Approvals / Class	LED Class 2, Type HL, Dry or Damp Locations
Warranty	5 years

Figure 1

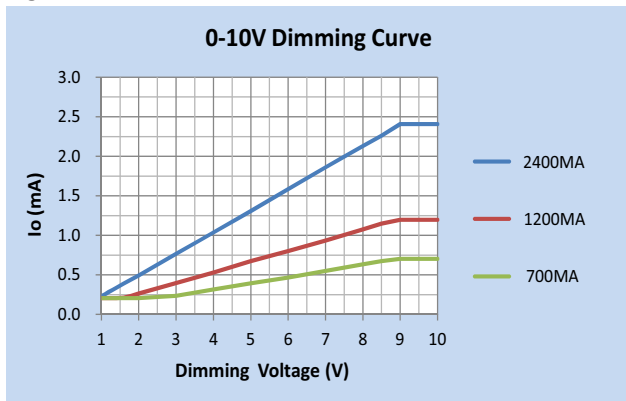
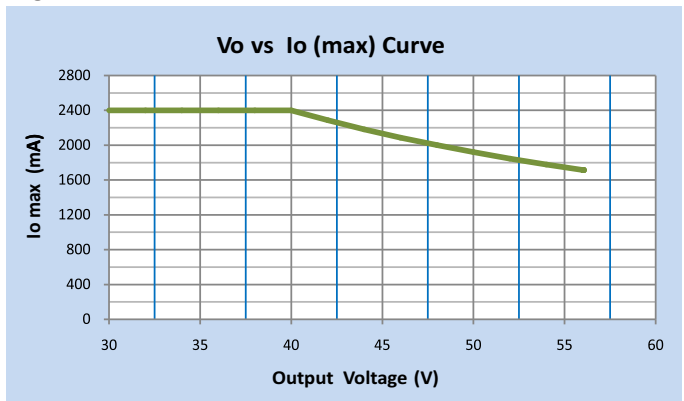


Figure 2



Fulham extends a limited warranty to the original purchaser or first user for a period of 5 years @ Tc 80°C from the date of manufacture when properly installed and operated under normal conditions of use. The usage of appropriate series connected Surge Protection Device (SPD) is required in high risk applications. For complete terms and conditions, please refer to the Warranty Center at [www.fulham.com](http://www.fulham.com). Specifications subject to change without notice.

Figure 3

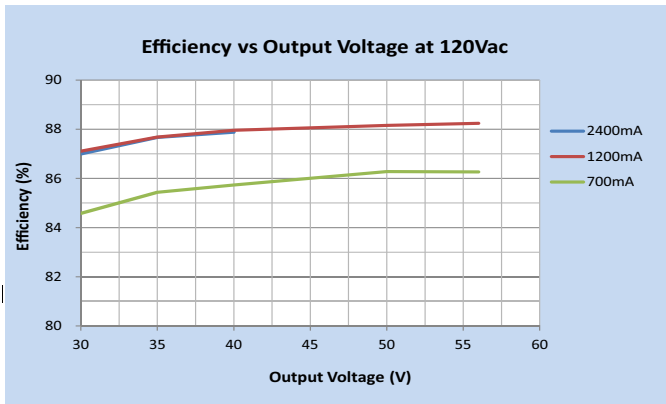


Figure 4

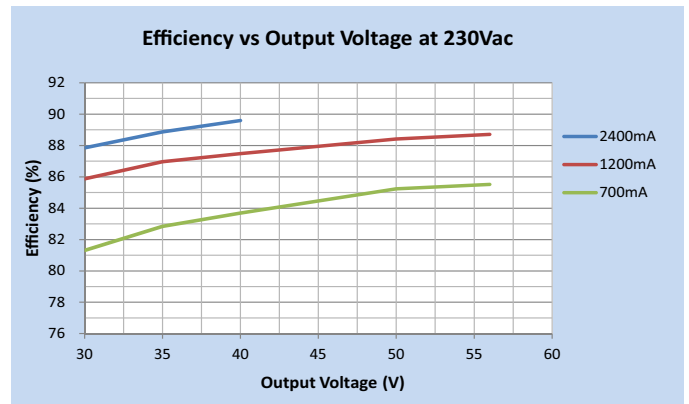


Figure 5

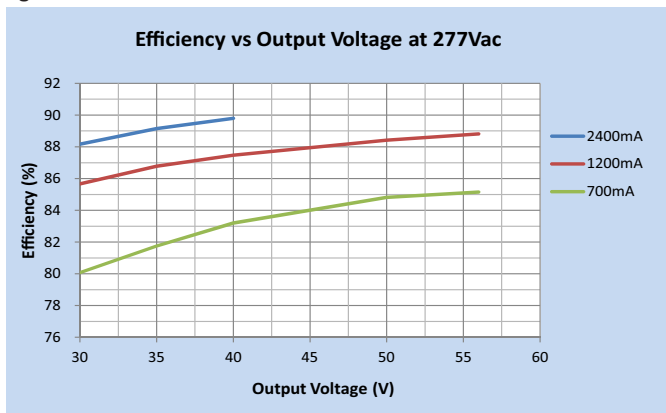


Figure 6

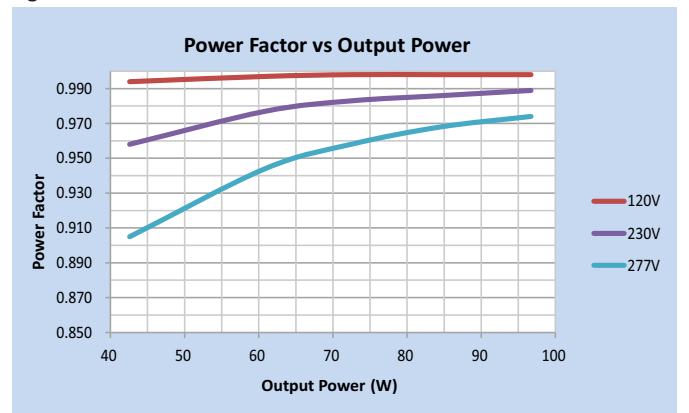


Figure 7

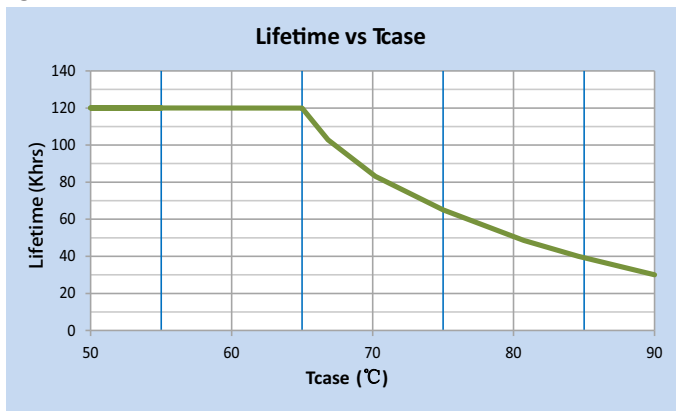
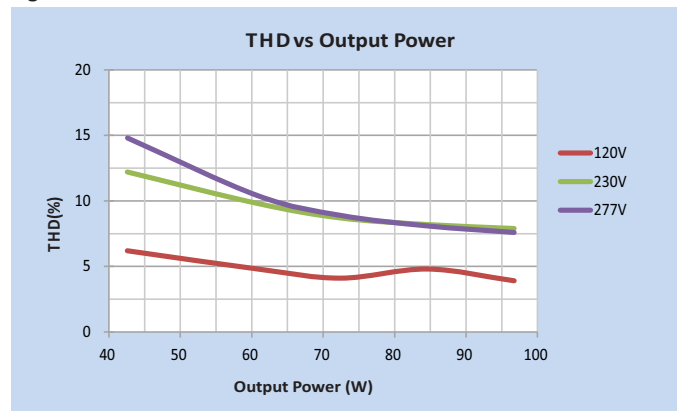
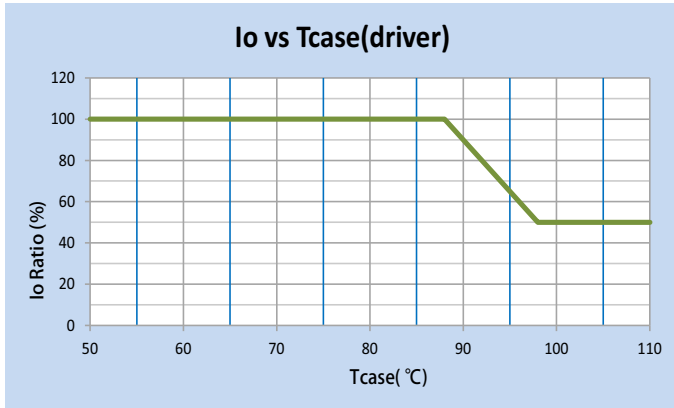


Figure 8



Fulham extends a limited warranty to the original purchaser or first user for a period of 5 years @ Tc 80°C from the date of manufacture when properly installed and operated under normal conditions of use. The usage of appropriate series connected Surge Protection Device (SPD) is required in high risk applications. For complete terms and conditions, please refer to the Warranty Center at [www.fulham.com](http://www.fulham.com). Specifications subject to change without notice.

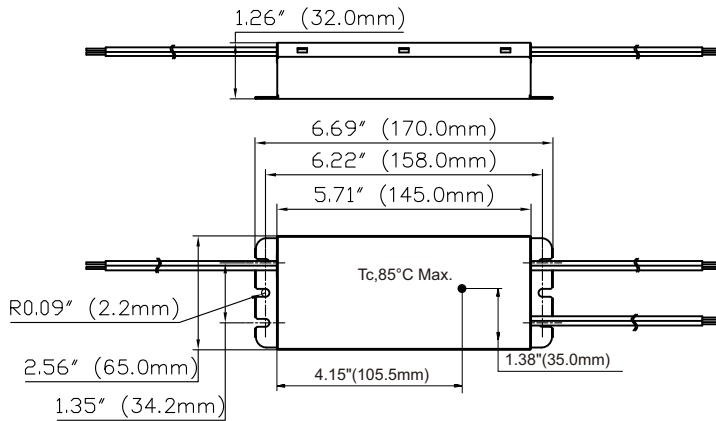
Figure 9



**Mechanical Data**

**NOTE :**

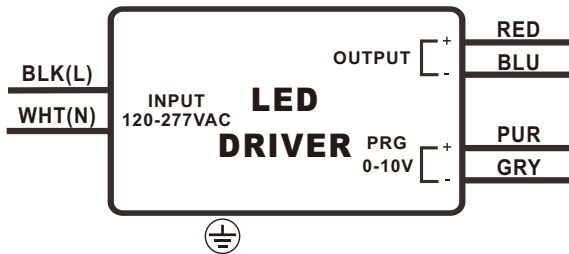
- 1.This Driver Must Be Installed By A Licensed Electrician
- 2.This Driver Must Be Grounded



**Wiring Diagrams**

INPUT SIDE	LENGTH
BLACK	13.0" [330mm]
WHITE	13.0" [330mm]

OUTPUT SIDE	LENGTH
RED	13.0" [330mm]
BLUE	13.0" [330mm]
PURPLE	13.0" [330mm]
GREY	13.0" [330mm]



Fulham extends a limited warranty to the original purchaser or first user for a period of 5 years @ Tc 80°C from the date of manufacture when properly installed and operated under normal conditions of use. The usage of appropriate series connected Surge Protection Device (SPD) is required in high risk applications. For complete terms and conditions, please refer to the Warranty Center at [www.fulham.com](http://www.fulham.com). Specifications subject to change without notice.

**TPSB-100 Programming Controller**

Please consult the user manual for instructions on using the TPSB-100 SmartSet programming controller

