

- Thoro LED Driver
- U-OUT 24V
- IP 64 Dry or Damp
- Suitable for Class I luminaire
- Universal Voltage: 100-277V~, 50/60Hz
- Output Voltage: 24V=
- Output Power: 75W
- Output Current: 3.125A Max.
- 0-10V Dimming

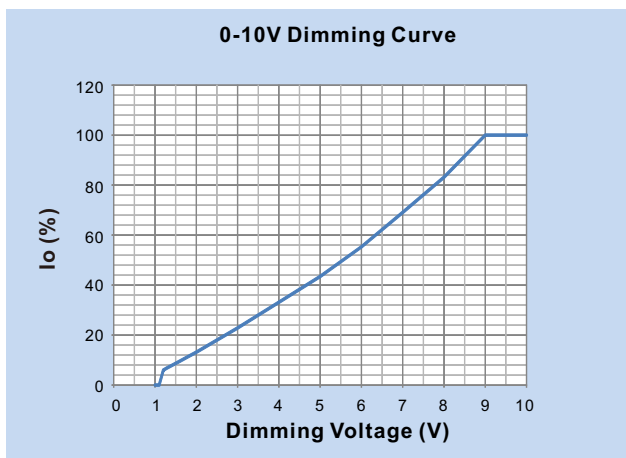
**This Driver Will Operate The Following LED Modules:**

Any LED module designed to accept constant voltage input of 24VDC and has a maximum current of 3.125A.

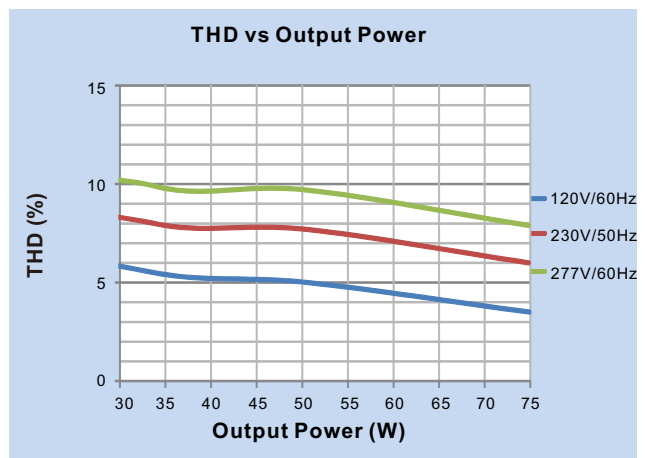
**General Specifications**

Input Voltage	100-277V~, 50/60Hz
Input Current	0.90A @100VAC, 0.32A @277VAC
Input Power	89W
Power Factor	>0.9
THD	<20%
Efficiency	>86% @120VAC Full Load
Driver Type	Constant Voltage
Output Voltage Range	24V=
Output Current	3.125A Max.
Output Power	75W
Number of Output Channels	1 Channel
Dimming Controller Type/Dimming Range	0-10VDC
RFI/EMI	FCC Part 15B Consumer, EN55015
Output Type	Class 2, LVLE
Sound Rating	A
Protections	Input Surge Protection
	Input Current Protection
	Output Short Circuit Protection
	Output Open Circuit Protection
	Output To Ground Short Protection
Max. Case Temperature	88°C(190.4°F)
	ta
Service Life	50,000 hours @Tc 74.5°C(166.1°F)
Approvals / Class	CE, cURus, Class2, IP 64, RoHS, Dry or Damp Locations, Type HL, Type TL, LVLE
Warranty	5 years

**Figure 1**



**Figure 2**



Fulham extends a limited warranty to the original purchaser or first user for a period of 5 years @ Tc 74.5°C from the date of manufacture when properly installed and operated under normal conditions of use. For complete terms and conditions, please refer to the Warranty Center at [www.fulham.com](http://www.fulham.com). Specifications subject to change without notice.

Figure 3

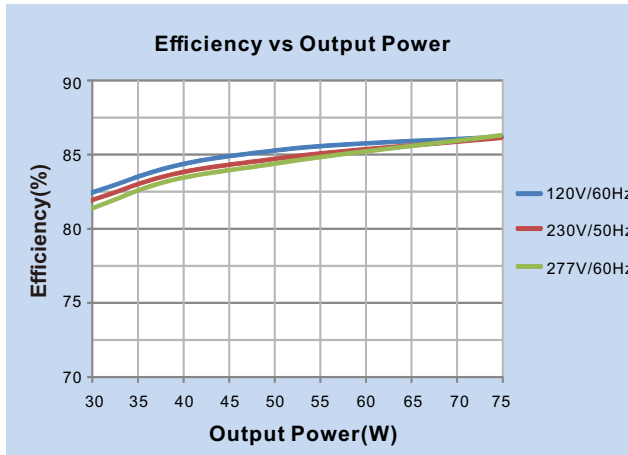


Figure 4

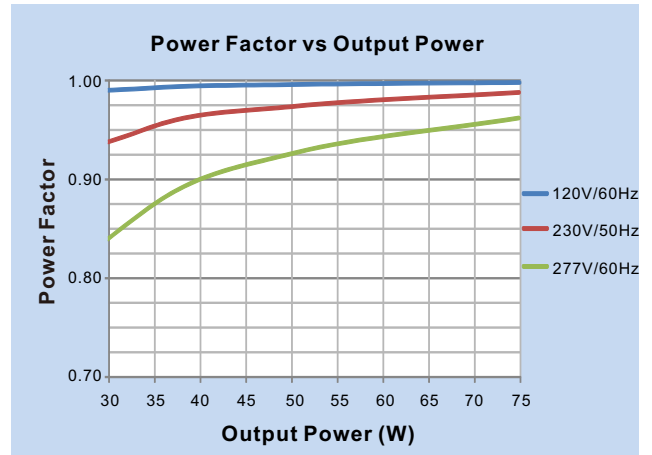
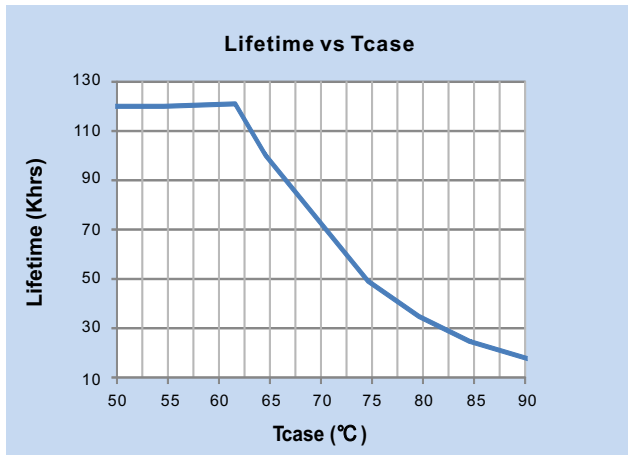
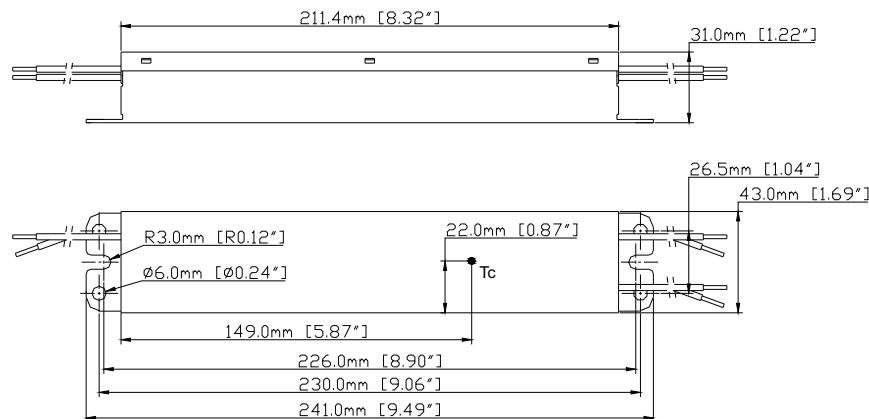


Figure 5



**Mechanical Data**

LENGTH	WIDTH	HEIGHT
241mm	43mm	31mm
9.49"	1.69"	1.22"



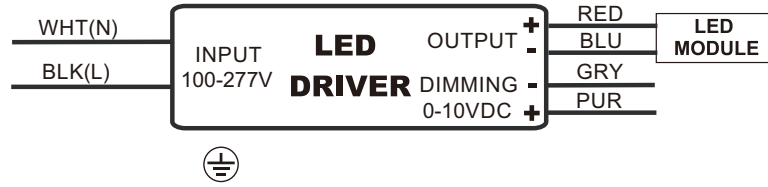
Case Tolerance=±0.02"

Fulham extends a limited warranty to the original purchaser or first user for a period of 5 years @ Tc 74.5°C from the date of manufacture when properly installed and operated under normal conditions of use. For complete terms and conditions, please refer to the Warranty Center at [www.fulham.com](http://www.fulham.com). Specifications subject to change without notice.

**Wiring Diagrams**

INPUT SIDE	LENGTH
WHITE	300mm [11.8"]
BLACK	300mm [11.8"]

OUTPUT SIDE	LENGTH
RED	300mm [11.8"]
BLUE	300mm [11.8"]
GREY	300mm [11.8"]
PURPLE	300mm [11.8"]



**NOTE :**

- 1.This Driver Must Be Installed By A Licensed Electrician
- 2.This Driver Must Be Grounded