

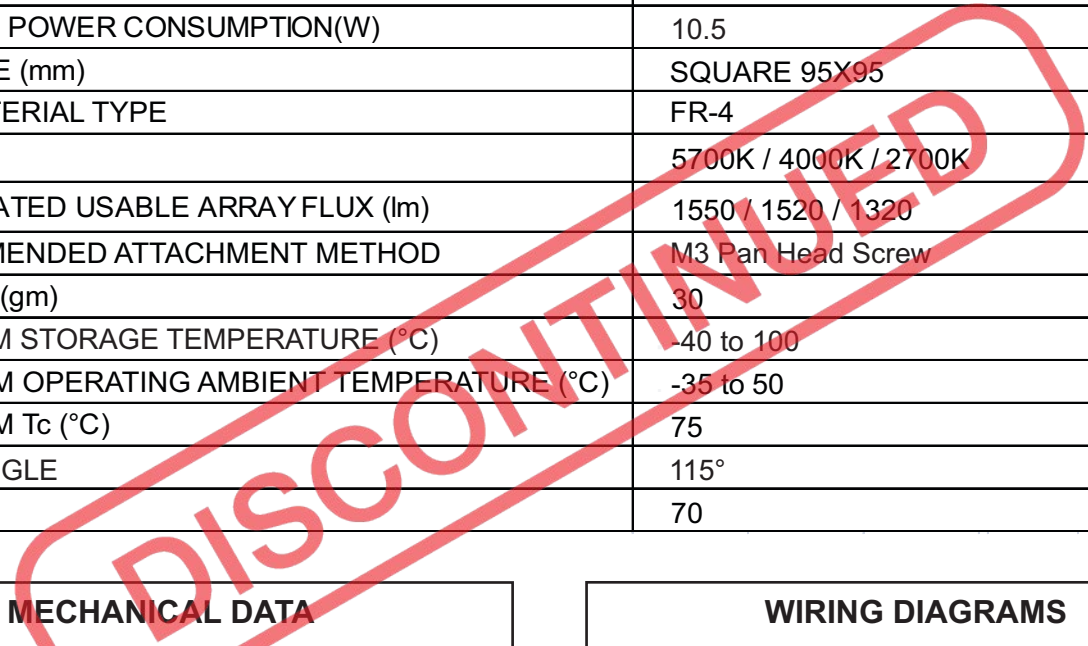
Description: 10.5 W Square LED Module / 95x95mm / 35LEDs / S5 P7

This LED Module Should be Operated On:

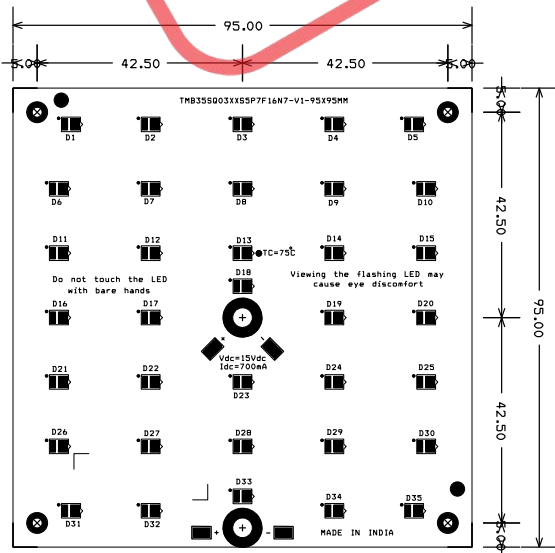
Any LED Driver designed to provide output Current of 700mA and Voltage 15Vdc

ELECTRICAL DATA

NOMINAL INPUT VOLTAGE (V _{DC})	15
NOMINAL INPUT CURRENT (mA)	700
NOMINAL POWER CONSUMPTION(W)	10.5
PCB SIZE (mm)	SQUARE 95X95
PCB MATERIAL TYPE	FR-4
CCT	5700K / 4000K / 2700K
CALCULATED USABLE ARRAY FLUX (lm)	1550 / 1520 / 1320
RECOMMENDED ATTACHMENT METHOD	M3 Pan Head Screw
WEIGHT (gm)	30
MAXIMUM STORAGE TEMPERATURE (°C)	-40 to 100
MAXIMUM OPERATING AMBIENT TEMPERATURE (°C)	-35 to 50
MAXIMUM T _c (°C)	75
BEAM ANGLE	115°
CRI (Typ)	70



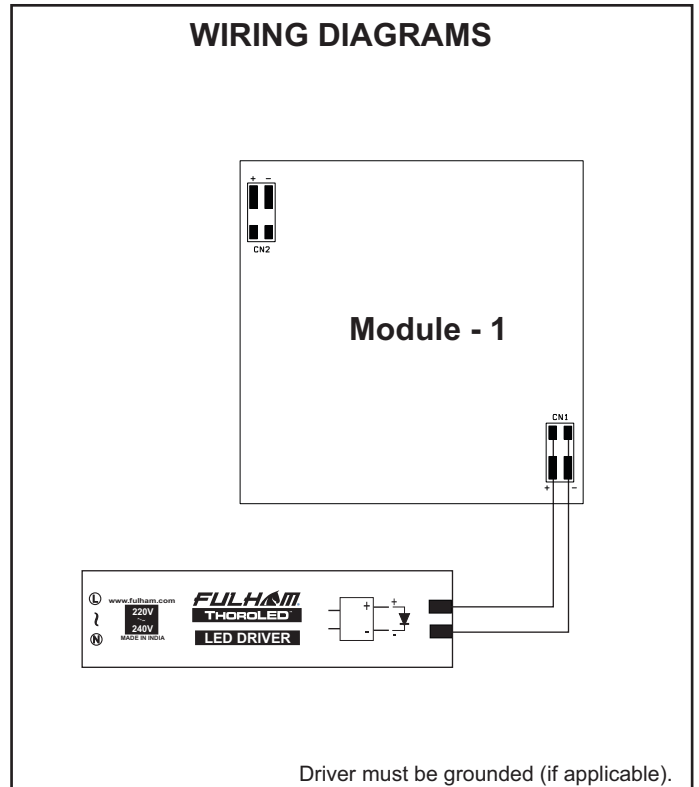
MECHANICAL DATA



DRILL CHART

SYM	DIAM	TOL	QTY	NOTE
x	4.000 mm		4	
+	8.000 mm		2	
TOTAL			6	

WIRING DIAGRAMS



Fulham extends a limited warranty only to the original purchaser or to the first user for a period of 3 years from the date of manufacture when properly installed and operated under normal conditions of use. For complete terms and conditions, please reference the Fulham product catalog (www.fulham.com)
Due to a program of continuous improvement, Fulham reserves the right to make modifications or variations in design or construction to the equipment described. © Fulham Company Limited, All Rights Reserved.