

- Constant Current LED Driver
- Output Wattage: 59W
- Universal Voltage: 100V-300VAC, 50/60Hz
- Output Current: 1400mA  $\pm$ 5%
- Aluminum Extrusion Long case and Cables
- Output voltage range of 28-42VDC
- IP67

#### General Specifications

Rated Input Voltage	240VAC, 50/60 Hz
Operating Input Voltage Range	100-300VAC, 50/60 Hz
Input Current	0.46 A Max.
Input Power	72W Max.
Power Factor	>0.97
THD	<10%
Efficiency	>86% Typical
Driver Type	Isolated, Class I
Output Current	1400mA $\pm$ 5%
Output Voltage Range	28-42VDC
Output Power	59W Max.
Number of Output Channels	1 Channel
Dimming Controller Type/Dimming Range	NA
RFI/EMI	NA
Output Type	Constant Current
Ambient Operating Temperature Range	-25°C to 50°C
Max. Case Temperature	80°C (176°F)
Sound Rating	NA
Input Surge Protection	YES (4KV/4KV)
Protections	Input Current Protection - Non Resettable
	Output Short Circuit Protection - Autorecovery
	Input Over Voltage - Over Voltage Operation (48Hrs@320VAC, 2Hrs@360VAC)
	Input Under Voltage - NA
	Over Temperature protection - Output Current Foldback Above Tc max
Service Life	50,000 hours @ Tc 80°C (176°F)
Approvals / Class	Class I; Dry Damp and Wet Locations; IP67
Warranty	3 years

Figure 1

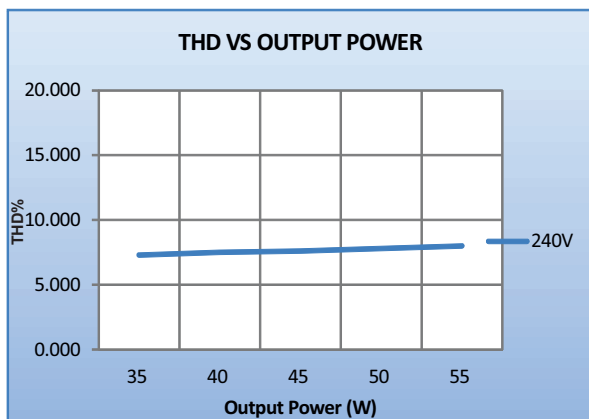
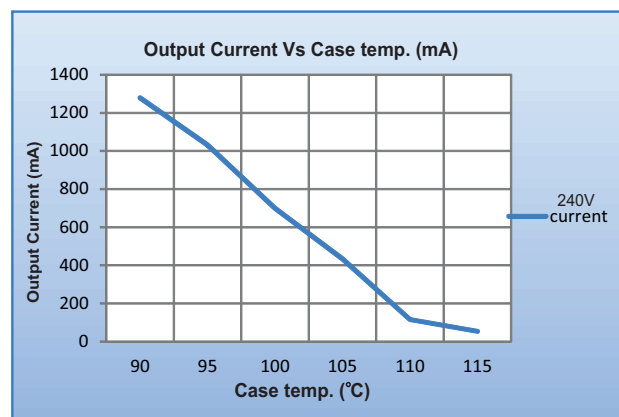


Figure 2



Fulham extends a limited warranty only to the original purchaser or to the first user for a period of **5 years @ Tc 77°C** from the date of manufacture when properly installed and operated under normal conditions of use. For complete terms and conditions, please reference the Fulham Product Catalog ([www.fulham.com](http://www.fulham.com)). Due to a program of continuous improvement, Fulham reserves the right to make modifications or variations in design or construction to the equipment described. © Fulham Company Limited, All Rights Reserved.

Figure 3

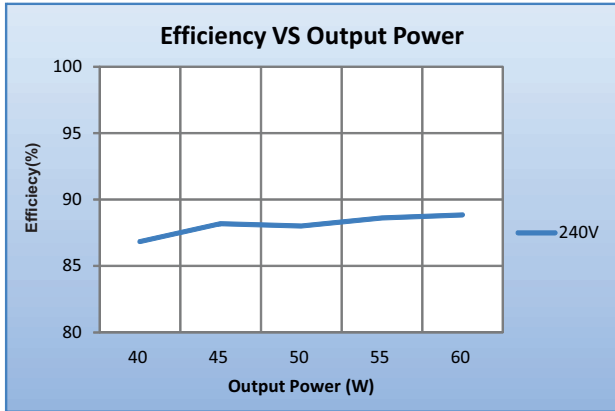
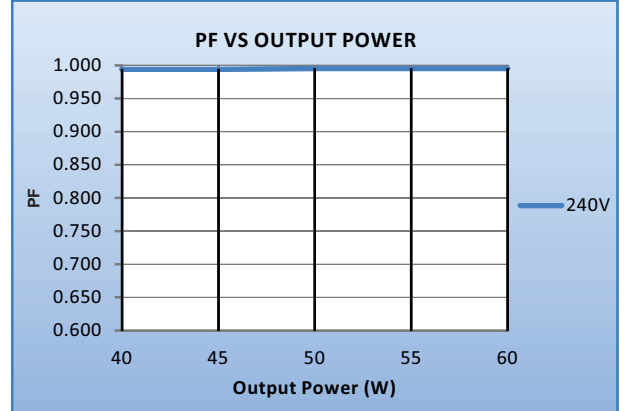



Figure 4

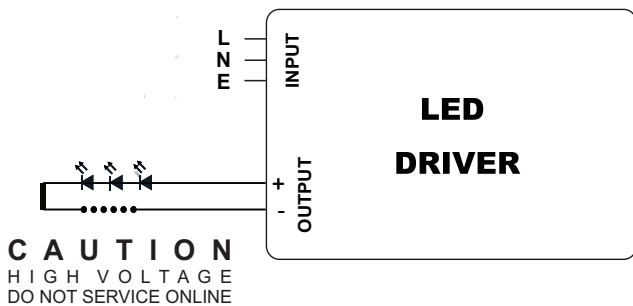


**Mechanical Data**



Tolerance=±0.5mm

**Wiring Diagrams**



INPUT SIDE	LENGTH	OUTPUT SIDE	LENGTH
BLACK (L)	3-CORE CABLE 300 mm	RED (+)	2-CORE CABLE 300 mm
WHITE (N)		BLUE (-)	
GREEN (E)			

Note: This Driver Must Be Grounded