

- Constant Current LED Driver
- Output Wattage: 40W
- Input Voltage: 240VAC, 50/60Hz
- Output Current: 1000mA
- Wired; PC Enclosure
- Output voltage range of 30-40VDC
- IP 67, Isolated
- SELV Equivalent
- Under Voltage Protection
- Over Voltage Protection
- 440Vac Protection

### General Specifications

Rated Input Voltage	240VAC $\pm$ 10%, 50/60Hz
Operating Input Voltage Range	110VAC~320VAC, 50/60Hz
Input Current	0.4 A Max.
Input Power	48W Max.
Power Factor	0.98
THD	<10% across load range specified
Efficiency	>86% across load range specified
Driver Type	Constant Current
Output Current	1000mA
Output Voltage Range	30-40VDC
Output Power	40W
Number of Output Channels	1 Channel
Dimming Controller Type/Dimming Range	NA
RFI/EMI	NA
Output Type	Class II, SELV Equivalent
Ambient Operating Temperature Range	-10°C to 50°C
Max. Case Temperature	75°C
Sound Rating	NA
Input Surge Protection	Line-Neutral 4kV DM
Protections	Input Over Current : NON-Resettable
	Input Over Voltage : CUTOFF @ $V_{in} > 325VAC$ ; AUTORECOVERY @ $V_{in} = 300-315VAC$ : Immunity - 320Vac for 48 hours & 440Vac for 8 hours
	Input Under Voltage : CUTOFF @ $V_{in} < 95VAC$ ; AUTORECOVERY @ $V_{in} = 100-110VAC$
	Output Short Circuit : Auto recovery
	Output Open Circuit : Auto recovery
	Output to ground short : YES
	Output Overload : YES
Over Temperature : NA	
Service Life	50,000 hours @ $T_c$ 75°C
Approvals / Class	Dry, Damp and Wet Locations; IP 67
Warranty	3 years

**Note :** All performance specified at Rated voltage and full load. Output current tolerance:  $\pm$ 5%  
The usage of appropriate surge protective device (SPD) is mandatory for outdoor application.

Figure 1

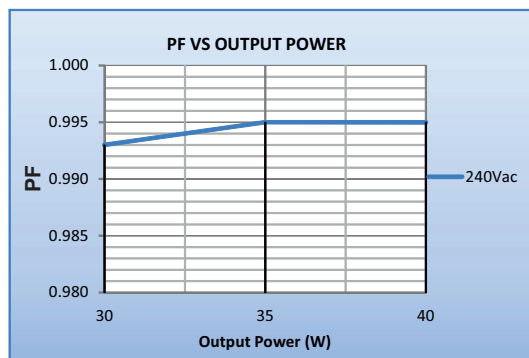
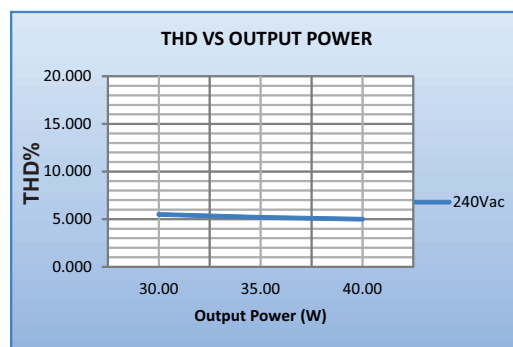


Figure 2



Fulham extends a limited warranty only to the original purchaser or to the first user for a period of **3 years @  $T_c$  75°C** from the date of manufacture when properly installed and operated under normal conditions of use. For complete terms and conditions, please reference the Fulham Product Catalog ([www.fulham.com](http://www.fulham.com)). Due to a program of continuous improvement, Fulham reserves the right to make modifications or variations in design or construction to the equipment described. © Fulham Company Limited, All Rights Reserved.

Figure 3

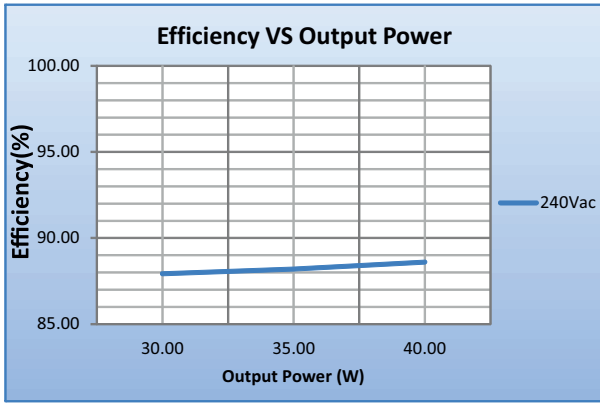
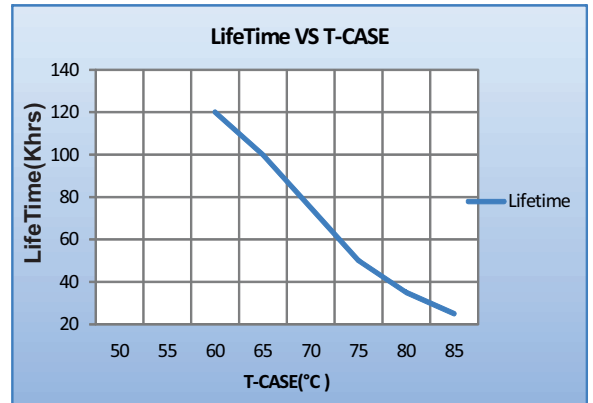
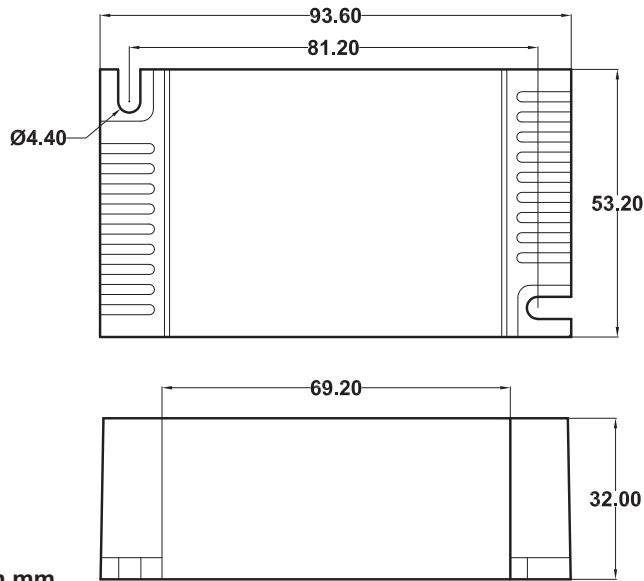


Figure 4



Fulham extends a limited warranty only to the original purchaser or to the first user for a period of **3 years @ Tc 75°C** from the date of manufacture when properly installed and operated under normal conditions of use. For complete terms and conditions, please reference the Fulham Product Catalog ([www.fulham.com](http://www.fulham.com)). Due to a program of continuous improvement, Fulham reserves the right to make modifications or variations in design or construction to the equipment described. © Fulham Company Limited, All Rights Reserved.

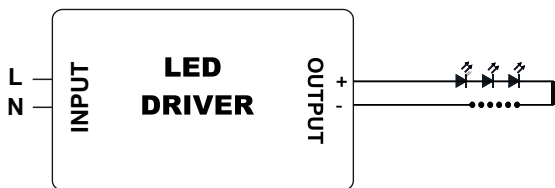
**Mechanical Data**



**Note : All Dimensions are in mm.**

**Tolerance=±0.5mm**

**Wiring Diagrams**



INPUT SIDE	LENGTH
BLACK	250 mm
WHITE	250 mm

OUTPUT SIDE	LENGTH
RED	250 mm
BLUE	250 mm
Output wire with Terminal: N. A.	