

- Constant Current LED Driver
- Output Wattage: 34W
- Input Voltage: 240VAC, 50/60Hz
- Output Current: 950mA
- Wired; PC Enclosure
- Output voltage range of 28-36VDC
- IP 65, Isolated
- SELV Equivalent
- Under Voltage Protection
- Over Voltage Protection
- 440Vac Protection

General Specifications

Rated Input Voltage	240VAC \pm 15%, 50/60Hz
Operating Input Voltage Range	110VAC~320VAC, 50/60Hz
Input Current	0.41A Max.
Input Power	41W Max.
Power Factor	0.96
THD	<10% across load range specified
Efficiency	>86% across load range specified
Driver Type	Constant Current
Output Current	950mA \pm 8%
Output Voltage Range	28-36VDC
Output Power	34W
Number of Output Channels	1 Channel
Dimming Controller Type/Dimming Range	NA
RFI/EMI	NA
Output Type	Class II (IEC 61140), SELV Equivalent
Ambient Operating Temperature Range	-10°C to 50°C
Max. Case Temperature	75°C
Sound Rating	NA
Input Surge Protection	Line-Neutral 4kV DM
Protections	Input Over Current : NON-Resettable
	Input Over Voltage : CUTOFF @ $V_{in} > 325 \pm 5V_{ac}$; AUTORECOVERY @ $V_{in} = 300-315V_{ac}$: Immunity - 320Vac for 48 hours & 440Vac for 8 hours
	Input Under Voltage : CUTOFF @ $V_{in} < 95 \pm 5V_{ac}$; AUTORECOVERY @ $V_{in} = 100-110V_{ac}$
	Output Short Circuit : Auto recovery
	Output Open Circuit : Auto recovery
	Output to ground short : YES
	Output Overload : YES
Over Temperature : NA	
Service Life	50,000 hours @ T_c 75°C
Approvals / Class	Dry and Damp Locations; IP 65
Warranty	3 years

Note : The usage of a compatible* SPD is mandatory for outdoor application.

*Compatibility : Any SPD with Up (L-N) \leq 1700V (Up- Voltage protection level as defined in IEC61643-11)

Recommended Fulham SPD - SPD1360S5A5K67

Figure 1

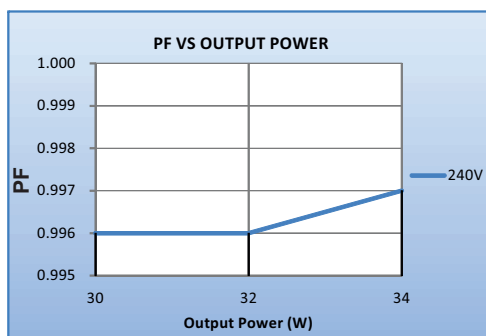
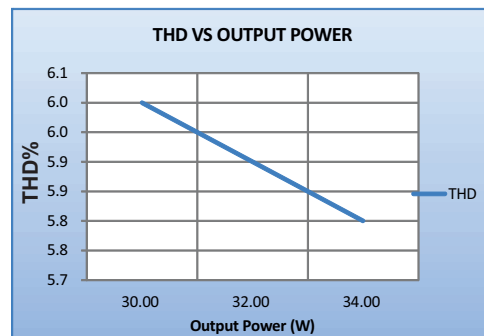
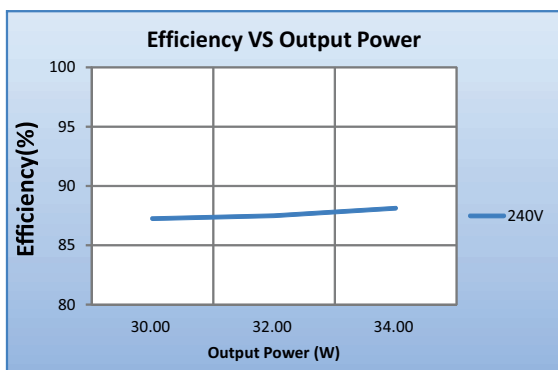


Figure 2

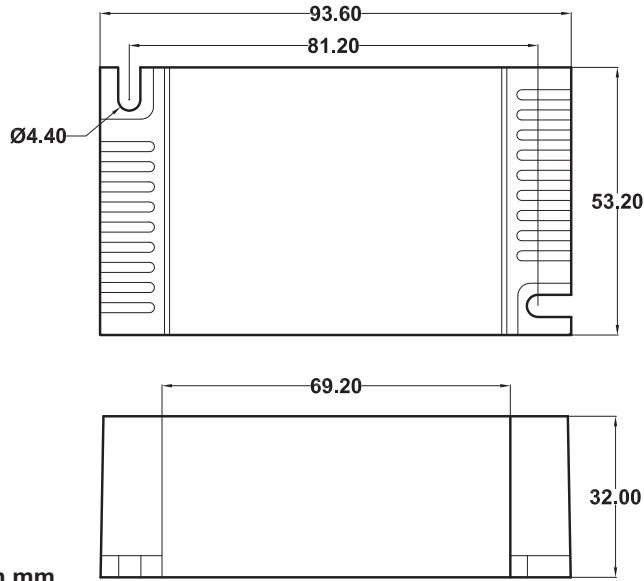


Fulham extends a limited warranty only to the original purchaser or to the first user for a period of **3 years @ T_c 75°C** from the date of manufacture when properly installed and operated under normal conditions of use. For complete terms and conditions, please reference the Fulham Product Catalog (www.fulham.com). Due to a program of continuous improvement, Fulham reserves the right to make modifications or variations in design or construction to the equipment described. © Fulham Company Limited, All Rights Reserved.

Figure 3



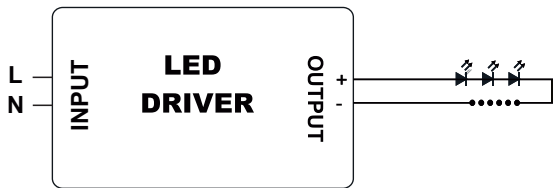
Mechanical Data



Note : All Dimensions are in mm.

Tolerance=±0.5mm

Wiring Diagrams



INPUT SIDE	LENGTH
BLACK	300 mm
WHITE	300 mm

OUTPUT SIDE	LENGTH
RED	300 mm
BLUE	300 mm
Output wire with Terminal: N. A.	