



- Constant Current LED Driver
- Output Wattage: 25W
- Input Voltage: 240±15%, 50Hz
- Output Current: 700mA ±8%
- PC enclosure with Wires
- Output voltage range of 24-36VDC
- IP65
- Surge Immunity 4KV

General Specifications

Rated Input Voltage	240VAC ±15%, 50 Hz
Operating Input Voltage Range	100-320VAC, 50 Hz
Input Current	0.230 A Max.
Input Power	31W Max.
Power Factor	>0.98
THD	<10%
Efficiency	>85%
Driver Type	Isolated, SELV Equivalent
Output Current	700mA ±8%
Output Voltage Range	24-36Vdc
No Load Output Voltage	50Vdc
Output Power	25Watt
Number of Output Channels	1 Channel
Stand By Time	NA
Dimming Controller Type/Dimming Range	NA
Output Type	Constant Current
Ambient Operating Temperature Range	-10°C to 50°C
Max. Case Temperature	75°C
Input Surge Protection	Line - Neutral 4KV
Protections	Input Current Protection - Non Resettable
	Output Short Circuit Protection - Autorecovery (HICCUP Mode)
	Input Over Voltage - 320Vac Operation for 48Hrs @ 50°C
	Output to Ground Short - Auto recovery
Service Life	Output Overload - Autorecovery (HICCUP Mode)
	50,000 hours @ Tc Max
Approvals / Class	SELV Equivalent ; Dry and Damp Locations; IP65
Warranty	03 YEARS
Weight	0.23KG

Note : The usage of a compatible* SPD is mandatory for outdoor application.

*Compatibility : Any SPD with Up (L-N) ≤ 1700V (Up- Voltage protection level as defined in IEC61643-11)

Recommended Fulham SPD - SPD1360S5A5K67

Fulham extends a limited warranty only to the original purchaser or to the first user for a period of **03 years @ Tc 75°C** from the date of manufacture when properly installed and operated under normal conditions of use. For complete terms and conditions, please reference the Fulham Product Catalog (www.fulham.com). Due to a program of continuous improvement, Fulham reserves the right to make modifications or variations in design or construction to the equipment described. © Fulham Company Limited, All Rights Reserved.



Figure 1

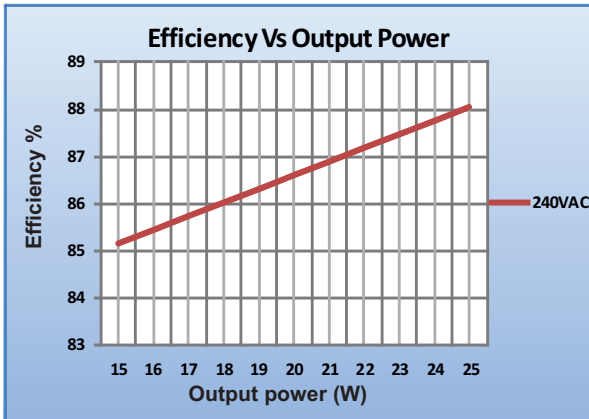


Figure 2

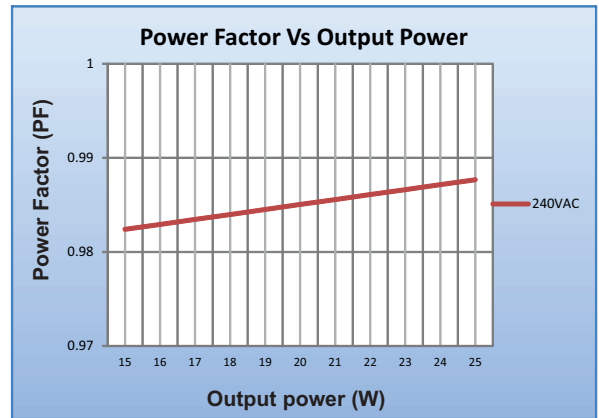


Figure 3

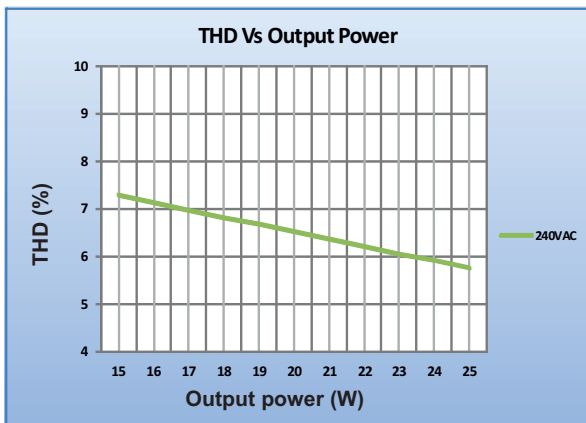


Figure 4

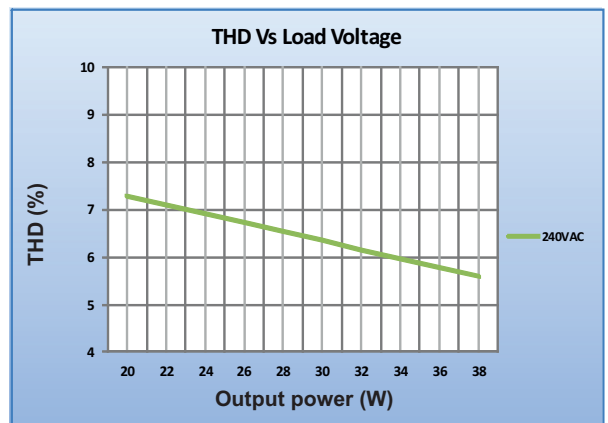
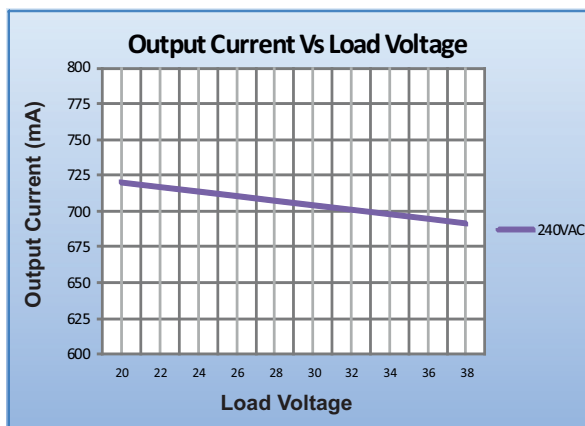


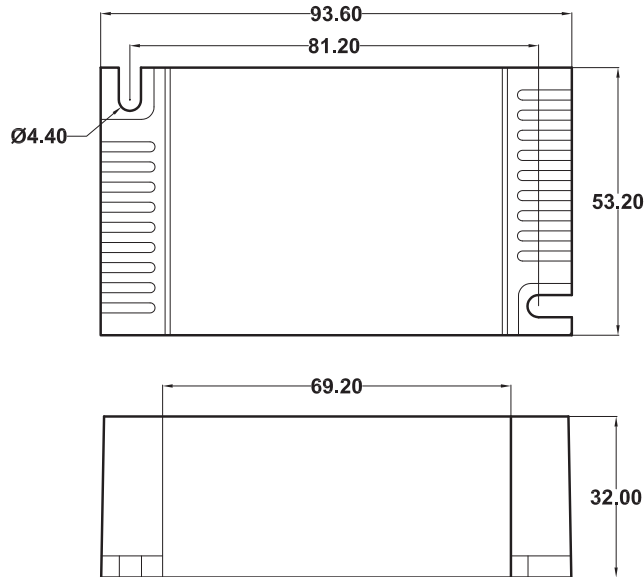
Figure 5



Fulham extends a limited warranty only to the original purchaser or to the first user for a period of **03 years @ Tc 75°C** from the date of manufacture when properly installed and operated under normal conditions of use. For complete terms and conditions, please reference the Fulham Product Catalog (www.fulham.com). Due to a program of continuous improvement, Fulham reserves the right to make modifications or variations in design or construction to the equipment described. © Fulham Company Limited, All Rights Reserved.



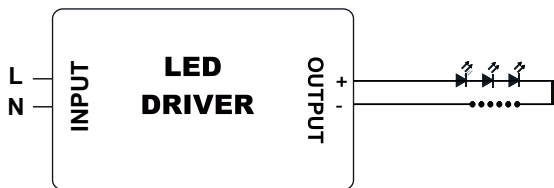
Mechanical Data



Note : All Dimensions are in mm.

Tolerance=±0.5mm

Wiring Diagrams



INPUT SIDE	LENGTH
BLACK	250 mm
WHITE	250 mm

OUTPUT SIDE	LENGTH
RED	250 mm
BLUE	250 mm

Fulham extends a limited warranty only to the original purchaser or to the first user for a period of **03 years @ Tc 75°C** from the date of manufacture when properly installed and operated under normal conditions of use. For complete terms and conditions, please reference the Fulham Product Catalog (www.fulham.com). Due to a program of continuous improvement, Fulham reserves the right to make modifications or variations in design or construction to the equipment described. © Fulham Company Limited, All Rights Reserved.