

- Constant Current LED Driver
- Output Wattage: 25W
- Nominal Input Voltage: 240Vac, 50Hz
- Output Current: 350mA ± 8%
- PC Cabinet
- Output voltage range of 42-72Vdc
- Suitable For Dry and Damp Locations
- Surge Immunity 4KV

General Specifications

Rated Input Voltage	240Vac ±15% , 50 Hz
Operating Input Voltage Range	100-277Vac, 50 Hz
Input Current	0.31A Max @ 100Vac, 0.13 A Max @ 240Vac
Input Power	30W Max (@ Rated I/P voltage at Max Load)
Power Factor	0.97
THD	<10% (@ Rated I/P voltage at Max Load)
Efficiency	88% (@ 240Vac at Max Load)
Driver Type	Constant Current
Output Current	350mA ±8%
Output Voltage Range	42-72Vdc
Output Power	25W Max
Number of Output Channels	1 Channel
Output Type	Class II
Ambient Operating Temperature Range	-25°C to 50°C
Max. Case Temperature	70°C
Input Surge Protection	L-N - 4KV
Protections	Input Over Current : Non Resettable (Fuse)
	Input Over Voltage : 320Vac Operation for 48Hrs, 360Vac Operation for 2Hrs
	Input Under Voltage : NA
	Output Short Circuit : Auto Recovery (HICCUP Mode)
	Output Open Circuit : Auto Recovery (HICCUP Mode)
	Output to Ground short : YES
	Output Overload : YES
Service Life	Over Temperature : NA
	50,000 Hours @ Tc Max
Approvals / Class	Dry and Damp Locations
Warranty	03 YEARS
Weight	0.160 KG

Note : Suitable for Indoor application only

Fulham extends a limited warranty only to the original purchaser or to the first user for a period of **03 years @ Tc 70°C** from the date of manufacture when properly installed and operated under normal conditions of use. For complete terms and conditions, please reference the Fulham Product Catalog (www.fulham.com). Due to a program of continuous improvement, Fulham reserves the right to make modifications or variations in design or construction to the equipment described. © Fulham Company Limited, All Rights Reserved.

Figure 1

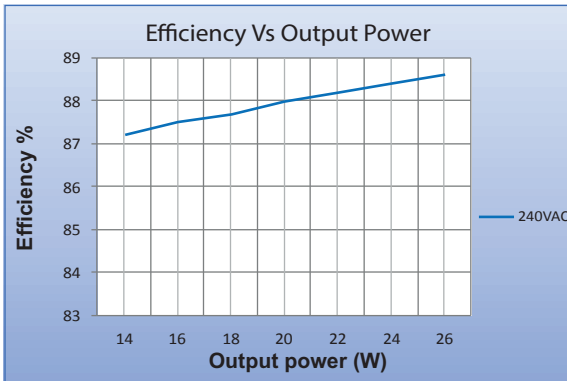


Figure 2

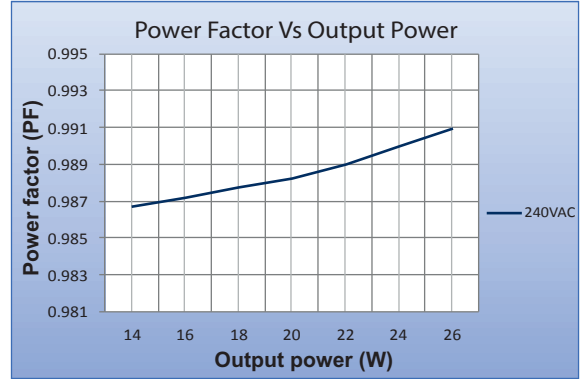


Figure 3

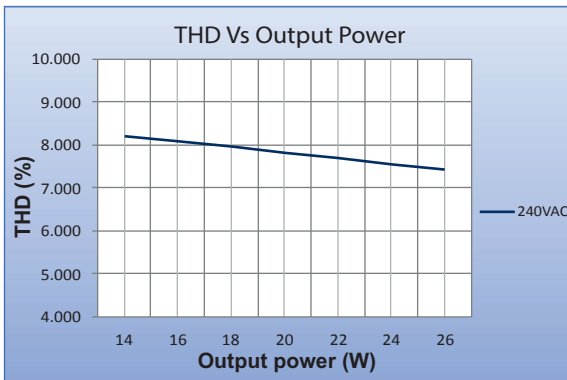


Figure 4

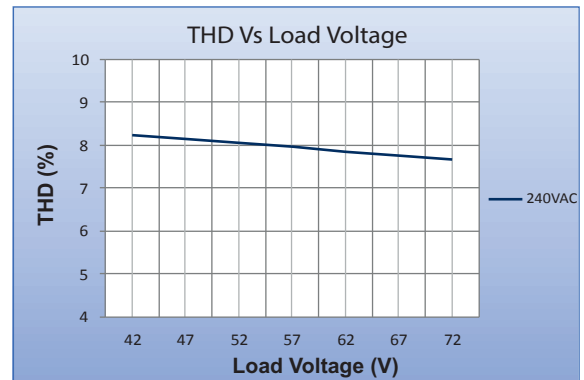
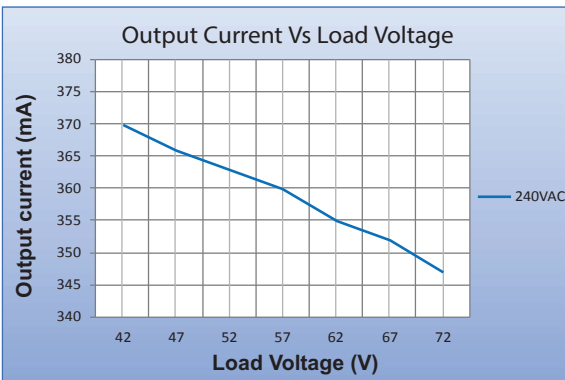
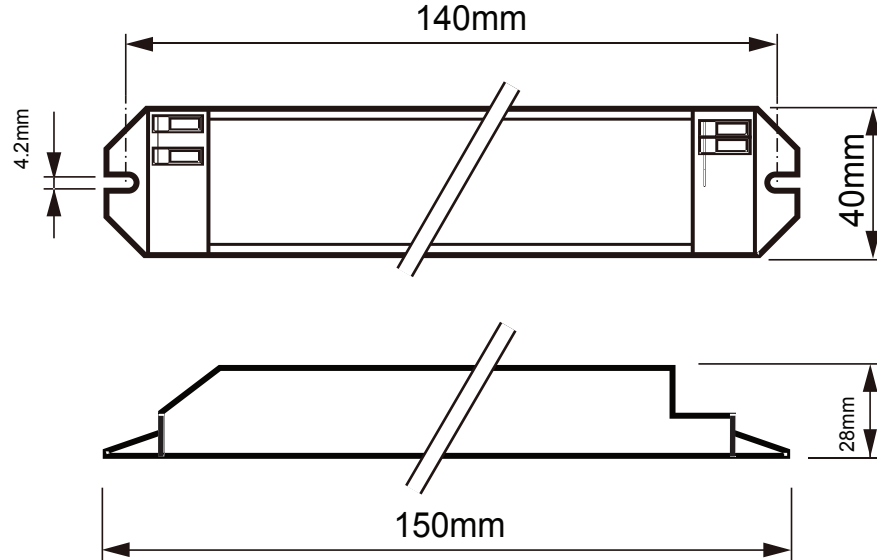


Figure 5



Fulham extends a limited warranty only to the original purchaser or to the first user for a period of **03 years @ Tc 70°C** from the date of manufacture when properly installed and operated under normal conditions of use. For complete terms and conditions, please reference the Fulham Product Catalog (www.fulham.com). Due to a program of continuous improvement, Fulham reserves the right to make modifications or variations in design or construction to the equipment described. © Fulham Company Limited, All Rights Reserved.

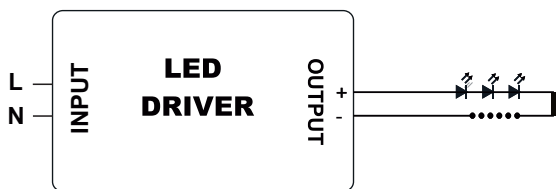
Mechanical Data



Note : All Dimensions are in mm.

Tolerance=±0.5mm

Wiring Diagrams



2 PIN CONNECTOR	GREY	LINE
	GREY	NEUTRAL

2 PIN CONNECTOR	ORANGE	POSITIVE
	GREY	NEGATIVE

Installation Instructions:

Connect Wires as per details given on the Driver Screen. Keep proper ventilation around the LED Driver and do not stack any object on it. Also a 10-15 cm clearance must be kept when the adjacent device is a heat source. Do not exceed the declared Hot spot temperature(Tc max) under any circumstances.